

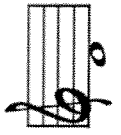


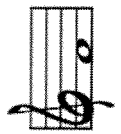
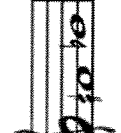
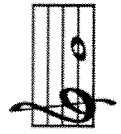
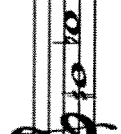





















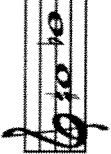


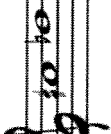

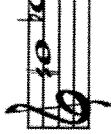


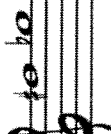























**SUMMER RECORDER
RAINY DAY PACKET**

BASIC RECORDER FINGERING CHART

									
LH 									
RH 									
									
LH 									
RH 									

Twinkle Twinkle Little Star

The first line of musical notation is in treble clef with a key signature of one sharp (F#) and a 4/4 time signature. The melody consists of the following notes: D4, E4, F#4, G4, A4, B4, A4, G4, F#4, E4, D4. The notes are grouped into measures: D4 E4 F#4 G4 | A4 B4 A4 G4 | F#4 E4 D4.


The second line of musical notation is in treble clef with a key signature of one sharp (F#). The melody continues with the following notes: C5, B4, A4, G4, F#4, E4, D4, C5. The notes are grouped into measures: C5 B4 A4 G4 | F#4 E4 D4 C5.

The third line of musical notation is in treble clef with a key signature of one sharp (F#). The melody concludes with the following notes: B4, A4, G4, F#4, E4, D4, C5. The notes are grouped into measures: B4 A4 G4 | F#4 E4 D4 | C5.

Ode to Joy

Beethoven

♩=120



5



9



13



Lucy Locket

♩=120



O Christmas Tree

$\text{♩} = 120$

A single staff of music in treble clef with a key signature of one sharp (F#). The tempo is marked as quarter note = 120. The melody consists of 12 measures: 1. quarter rest, 2. quarter rest, 3. quarter note F#, 4. quarter note G, 5. quarter note A, 6. quarter note B, 7. quarter note C, 8. quarter note B, 9. quarter note A, 10. quarter note G, 11. quarter note F#, 12. quarter note E.

Jaws


John Williams

$\text{♩} = 120$

A single staff of music in treble clef with a key signature of one sharp (F#). The tempo is marked as quarter note = 120. The melody consists of 12 measures: 1. quarter rest, 2. quarter rest, 3. quarter note F#, 4. quarter note G, 5. quarter note A, 6. quarter note B, 7. quarter note C, 8. quarter note B, 9. quarter note A, 10. quarter note G, 11. quarter note F#, 12. quarter note E.

Rain, Rain

♩=120



Shave and a Haircut

♩=120



London Bridge

♩=120




About This Activity


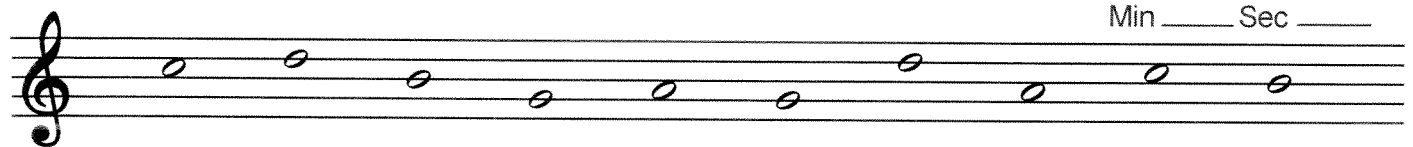

Ready, Set, Go! note naming speed test will challenge students to develop speed and accuracy in their note naming skills. With the clock ticking, students will name 10 notes as fast as they can. When they complete the line they record their time (incorrect answers add 5 seconds to their score). Try again. Beginner Level: 60 seconds/10 notes - Intermediate: 30 seconds/10 notes - Advanced Level: 10 seconds/10 notes.

Treble Clef (G Clef)/G Position

Ready, Set, Go!




G A B C D




Name: _____

Date: _____

Notes - E G B D F




Match each letter name to the correct note.



T

T




B

F


G

B




D

T



G

G




F

D


Name: _____

Date: _____

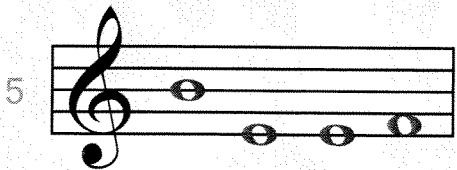


Notes - Treble Clef: D4 to D5



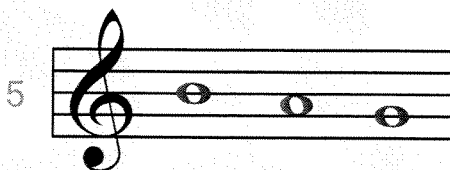
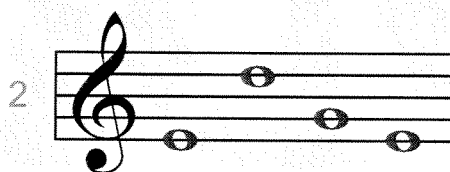
Can you solve the crossword puzzle?



Across




Down




Name: _____

Date: _____


Line & Space Numbers




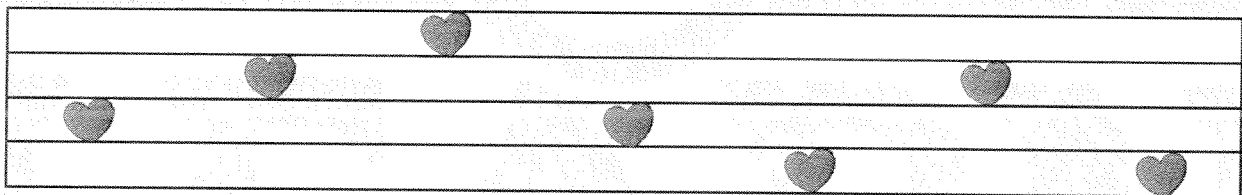
Write the line number for each clover in the given boxes.



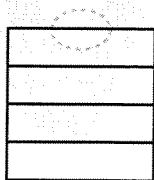
3



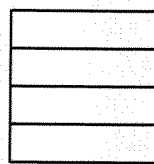
Write the space number for each heart in the given boxes.



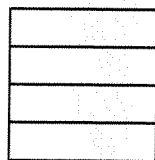
Can you draw these notes?



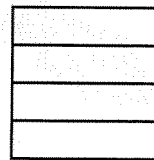
L5



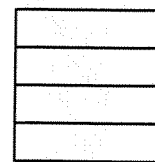
S3




S1



L4



L1



S4

www.FunAndLearnMusic.com

www.FunAndLearnMusic.com

www.FunAndLearnMusic.com

www.FunAndLearnMusic.com

www.FunAndLearnMusic.com

www.FunAndLearnMusic.com

www.FunAndLearnMusic.com

www.FunAndLearnMusic.com